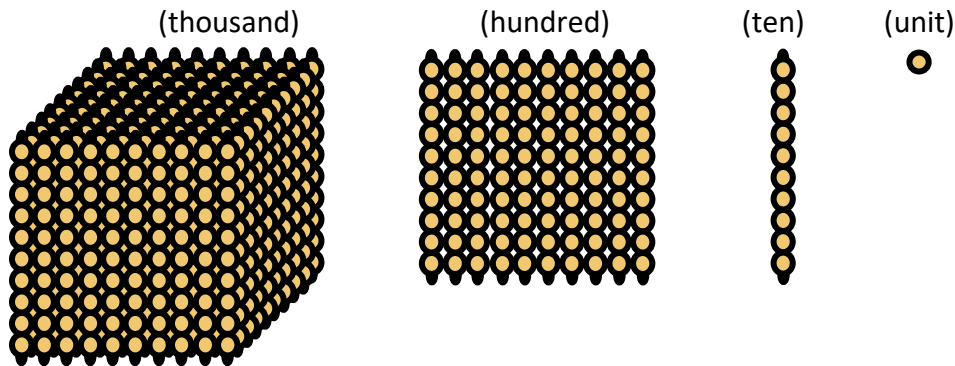


# “Bring Me” Games with the Decimal System Beads

Directions: “Bring Me” games are a great way to help children practice building quantities with the decimal system beads. Have your child lay out all of their decimal system beads, placing the units together, the tens together, the hundreds together, and the thousands together.




As your child to “bring me” the following:


- **1 category at a time:** For example, ask for “two units” ● ● or “four tens.” Repeat until the child can bring beads from one category without needing help.




- **2 categories at a time:** For example, ask for “three tens and 4 units” or “one hundred and six tens.” Always offer the quantity starting with the largest category. Repeat until the child can easily gather these beads.



- **3 categories at a time:** For example, ask for “three hundreds, three tens, and eight units.” Repeat until this feels easy for the child.



- **4 categories at a time.** For example, ask for “one thousand, two hundreds, one ten, and four units.”
  - If the child forgets one number, repeat the entire number. Avoid just sharing the “tens” or the “hundreds.”



**A few pointers:**

- At this stage, we ask for the numbers by category. We will learn how to say quantity as a composite number (two thousand, six hundred, eighty-one) later after a good deal of work with the decimal system cards.
- This game can (and should) be played over multiple days, if not weeks. Try one category at a time on one day and two categories on a different day.